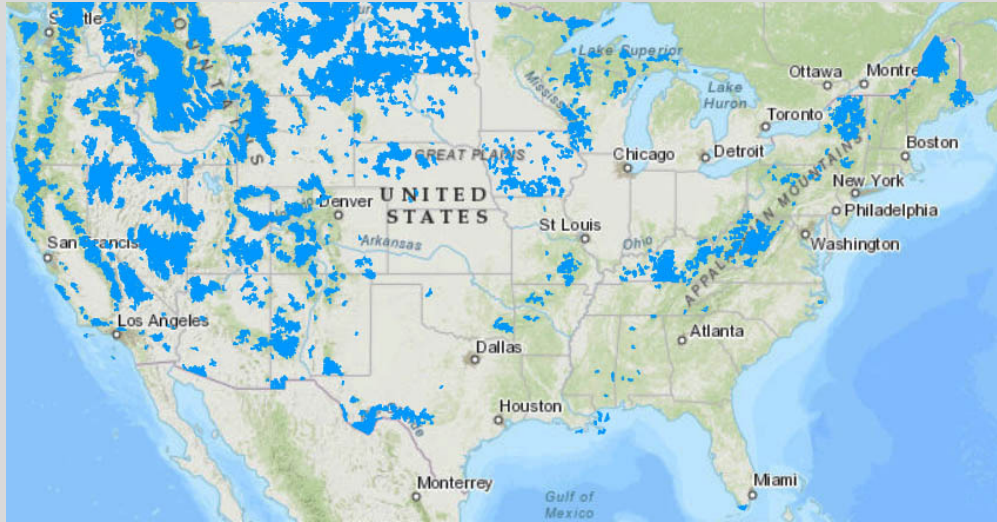


# #CONNECTINGKANSAS



FCC Mobility Fund II Initial Eligible Areas Map: non-blue area indicates coverage

Although phone carriers say nearly all of Kansas is covered with reliable, fast cell phone coverage, we know that isn't true.

HELP US GET YOU THE COVERAGE **YOU** DESERVE

1. **Download** the FCC Speed Test App on your mobile device.
2. **Run** a speed test under the requirements. Find detailed instructions at [www.kfb.org/connectingkansas](http://www.kfb.org/connectingkansas)
3. **Send** the results to Kansas Farm Bureau at [speedtest@kfb.org](mailto:speedtest@kfb.org)

## SPEED TEST REQUIREMENTS:



Must be between 6 a.m. and midnight.



Must have your WiFi turned off.



Must be outside away from any buildings or vehicles.







Must have GPS or Location Services enabled.



# #CONNECTING KANSAS

Download the FCC Speed Test App and Agree to Privacy Terms of Use.

Meet these requirements:

-  Run the test between 6 a.m. and Midnight
-  Turn off WiFi
-  Make sure you are outside and away from a building or vehicle
-  Enable GPS or Location Services

## Run a Speed Test

1. Open the FCC Speed Test app.
2. Click “Run Now”.
  - 2a. If you receive a pop-up that says, “Data Cap Exceeded” select “OK”.
  - 2b. If you receive a pop-up asking you enable location services, select “Allow”.
3. Select “All” when asked what type of test you want to run.
4. The test is complete when the spinning icon on the right disappears. On iPhone press “Done”. On Android press the “back” arrow.

## Send the results to KFB

1. Run as many tests during the day as you want in as many locations as possible and send them all together in the evening.
2. On the main screen, click on the icon on the top right (iPhone: gear; Android: three dots)
3. Select “Export Results” and hit “OK” when asked to confirm that you want to export archived results.
  - 3a. Android Only: Be sure to send the export to email. If you have multiple email accounts connected on your phone, select the one you want to send the email from when given the choice.
4. When the new email screen appears, send the file to [speedtest@kfb.org](mailto:speedtest@kfb.org). Press “send”.